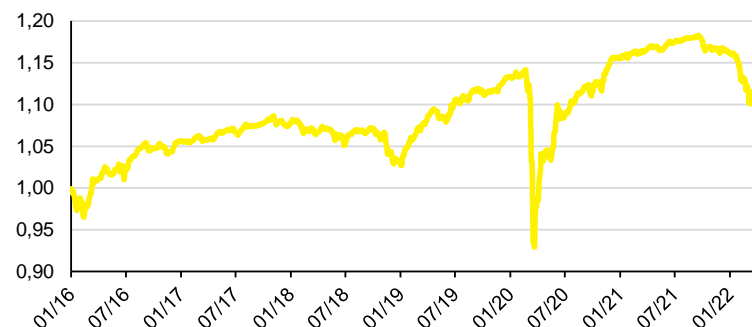


## RAIFFEISEN FOND HIGH-YIELD DLUHOPISŮ

### Investment policy

- Fund invests at least 85 percent of its assets in securities issued by its 'Master Fund', Raiffeisen-Europa-HighYield
- A broad diversification covering higher-risk bonds issued by European corporations
- Currency hedging is applied to at least 75 percent of the portfolio
- The performance is measured in Czech crowns
- The investment is associated with credit, market, currency and liquidity risks

### Fund unit value development



1M	3M	6M	YTD	since establishment	
-0,51%	-3,85%	-5,16%	-3,85%	1,79% p.a./11,74%	
2021	2020	2019	2018	2017	2016
0,55%	2,08%	9,76%	-3,98%	1,67%	5,67%

### Largest positions held by the Master Fund Raiffeisen-Europa-HighYield

TELECOM ITALIA SPA TITIM 2 7/8 01/28/26	1,50%
ORANO SA ORANOF 3 3/8 04/23/26	1,47%
INEOS FINANCE PLC INEGRP 2 1/8 11/15/25	1,26%
ROSSINI SARL ROSINI 6 3/4 10/30/25	0,95%
INTL DESIGN GROUP INTDGP 6 1/2 11/15/25	0,94%
PLT VII FINANCE SARL BITELV 4 5/8 01/05/26	0,89%
PPF TELECOM GROUP BV PPFTEL 3 1/8 03/27/26	0,82%
TELECOM ITALIA SPA TITIM 4 04/11/24	0,82%
SUMMER BIDCO BV ADRBID 9 11/15/25	0,80%
CROWN EURO HOLDINGS SA CCK 2 5/8 09/30/24	0,79%

### General information

ISIN	CZ0008474848
Date of first offering	November 23, 2015
Fund type	bond
The majority of the Fund assets	bonds
Fund currency	CZK
Net asset value (NAV)	767,4 mil. CZK
Master Fund ration in the portfolio	94,39%
Management fee	1,2%
Entry fee	2%
Exit fee	0%
Performance fee	10%

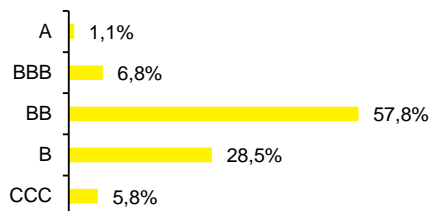
### Risk profile (SRRI)

← Potentially lower reward			Potentially higher reward →			
← Lower risk			Higher risk →			
1	2	3	4	5	6	7

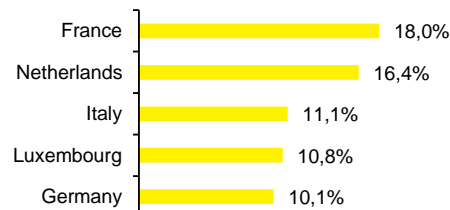
### Recommended investment horizon



### Master Fund rated securities structure



### Master Fund asset allocation (top 5)



### Notice

The performance chart covers the period commencing on January 4, 2016 and ending on March 31, 2022. The performance data relate to past periods and they incorporate all fees and costs paid for from the assets of the fund, with the exception of potential entry and exit fees. Performance fee of up to 20% from positive economic result before tax for respective accounting period can be applied, due for payment at the end of the period. Past performances do not represent reliable indicators of future results. The data have been provided by Raiffeisen investiční společnost a.s. The value of investments and relating yields may fluctuate and return on originally invested amounts cannot be guaranteed. The full name of the fund and any additional information, including that about fees related to and risks inherent in investments, the relevant key information and the Prospectus of the Fund are available in Czech on the following address: [www.rfis.cz](http://www.rfis.cz).